

# Lite-Trap™ SMT Wire-to-Board Connector System, Push-Button Type


molex®

*Standard, Mini and Bottom-Entry Types*


**Ideal for thin LED lighting-module applications, Molex's Lite-Trap™ SMT wire-to-board connectors offer easy wire removability and low-profile top-and-bottom entry styles for reduced shadowing**

## Features and Benefits

Low-profile top-and-bottom entry styles	Provide reduced shadowing effects for LED applications
User-friendly push-button latch	Ensures easy wire extraction
Low wire insertion and high wire retention forces	Enables easy wire insertion; provides secure contact retention
Long wire insulation design	Provides stable wire placement for additional contact assurance
Compact industry-standard PCB pattern layout	Saves space and is drop-in compatible with certain competitive products
Wire stopper feature	Facilitates correct wire insertion depth placement
Dual-contact gate-style terminal design	Provides secure electrical contact and high wire-retention force



Standard and Mini Lite-Trap™ connectors



Bottom-Entry Lite-Trap™ Connector

## Applications

### Lighting

- Down Light
- Strip Light

### Factory Automation Equipment

### Consumer Electronics

Any application requiring an easy-to-use wire insertion/extraction method



LED Down Lighting



LED Strip Lighting

# Lite-Trap™ SMT Wire-to-Board Connector System, Push-Button Type



Standard, Mini and Bottom-Entry Types

## Specification

### REFERENCE INFORMATION

Packaging: Embossed Tape  
 Use With: Solid or stranded wire  
 Designed In: Millimeters  
 RoHS: Yes  
 Halogen Free: Yes  
 Glow Wire Compliant: No

### ELECTRICAL

Voltage (max.): 300V (Mini: 160V; Bottom-Entry 320V)  
 Current (max.): 9A (Mini: 3.0A)  
 Contact Resistance: 10 milliohms max.  
 Dielectric Withstanding Voltage: 1,600V AC;  
 Mini: 1,320V AC; Bottom Entry: 1,640V AC  
 Insulation Resistance: 1,000 Megaohms min.

### MECHANICAL

Wire Insertion Force: 10.0N max.  
 Wire Retention Force:  
 Standard:  
 AWG 24-28: 28N min.  
 AWG 18-22: 50N min.  
 Mini:  
 AWG 22: 30N min.  
 AWG 24: 20N min.  
 AWG 26: 8N min.  
 Bottom Entry:  
 AWG 18-22: 50N min.  
 AWG 24: 28N min.  
 Durability (min.): 25 cycles

### PHYSICAL

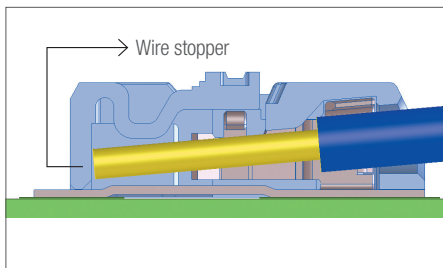
Housing: LCP, UL 94V-0  
 Contact: Copper Alloy

### PLATING

Contact Area: Tin  
 Solder Tail Area: Tin  
 Operating Temperature:  
 Mini: -40 to 130°C  
 Standard/Bottom Entry: -60 to 130°C

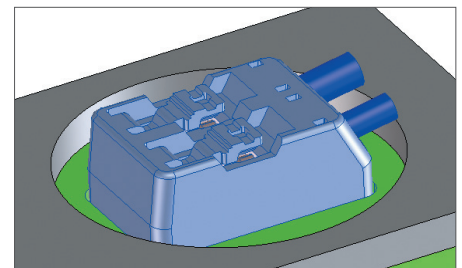
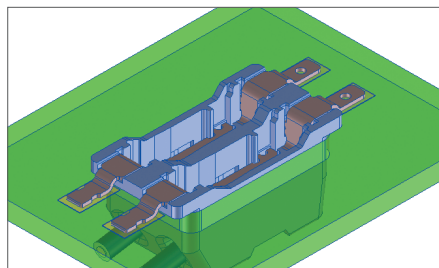
## Additional Product Features

### Wire Stopper Feature For Wire Protection



A wire stopper feature built into the mold design helps identify when the wire has been fully inserted to facilitate wire alignment and avoid wire damage

### Less Shadowing With Bottom-Entry Type



The bottom-entry type Lite-Trap™ connector (above left) has less housing material exposed above the LED panel compared to top-entry types (above right), which reduces shadowing.

## Ordering Information

Type	Order No.	Circuit Size	AWG	Current
Mini	<a href="#">104238-0110</a>	1	22 to 26 (Solid)	3.0A
	<a href="#">104238-0210</a>	2		
Standard	<a href="#">104188-0110</a>	1	18 to 24 (Solid) 20 to 22 (Stranded)	9.0A
	<a href="#">104188-0210</a>	2		
Bottom-Entry	<a href="#">104266-0110</a>	1	18 to 24 (Solid) 20 to 24 (Stranded)	9.0A
	<a href="#">104266-0210</a>	2		

[www.molex.com/link/litetrap.html](http://www.molex.com/link/litetrap.html)