




(0,50mm) .0197"

LSHM SERIES



HIGH SPEED HERMAPHRODITIC STRIP

SPECIFICATIONS

For complete specifications and recommended PCB layouts see www.samtec.com?LSHM

Insulator Material:
Black Liquid Crystal Polymer



Contact Material:
Phosphor Bronze

Plating:
Au or Sn over 50µ" (1,27µm) Ni

Current Rating:
TBD

Operating Temp Range:
-55°C to +125°C

RoHS Compliant:
Yes

Processing:
Lead-Free Solderable:

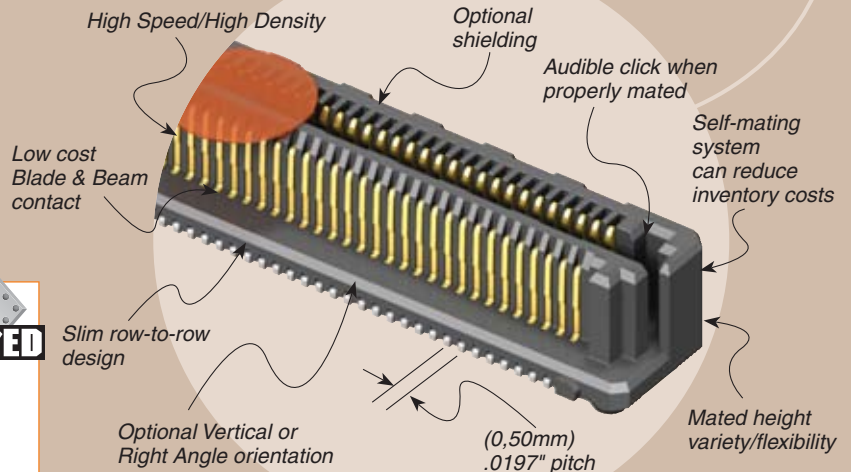
Yes

SMT Lead Coplanarity:
(0,10mm) .004" max

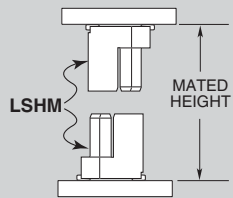
Board Stacking:

For applications requiring more than two connectors per board, contact ipg@samtec.com

Mates with:
LSHM



APPLICATION



LEAD STYLE	MATED HEIGHT*
-02.5 & -02.5	(5,00) .196
-02.5 & -03.0	(5,50) .217
-03.0 & -03.0	(6,00) .236
-02.5 & -04.0	(6,50) .256
-03.0 & -04.0	(7,00) .276
-04.0 & -04.0	(8,00) .315
-02.5 & -06.0	(8,50) .335
-03.0 & -06.0	(9,00) .354
-04.0 & -06.0	(10,00) .394
-06.0 & -06.0	(12,00) .472

*Processing conditions will affect mated height.

Note: Some lengths, styles and options are non-standard, non-returnable.

LSHM - 1 NO. PINS PER ROW - LEAD STYLE - PLATING OPTION - TAIL OPTION - A - SHIELD OPTION - K - TR

20, 30, 40, 50

Specify LEAD STYLE from chart

-F
= Gold flash on contact, Matte Tin on tail

-L
= 10µ" (0,25µm) Gold on contact, Matte Tin on tail

-DV
= Vertical

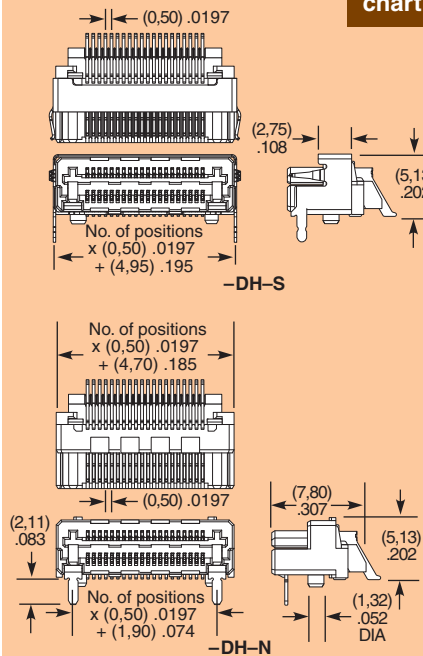
-DH
= Right Angle (Lead style -01 only)

-S
= With Shield

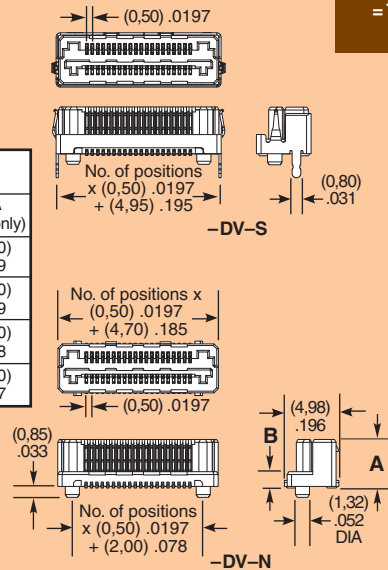
-N
= Without Shield

-K
= (4,50mm) .177" DIA Polyimide film Pick & Place Pad

-TR
= Tape & Reel



LEAD STYLE	A	B
-01	NA (-DH only)	NA (-DH only)
-02.5	(3,95) .156	(1,00) .039
-03.0	(4,45) .175	(1,50) .059
-04.0	(5,45) .215	(2,50) .098
-06.0	(7,45) .293	(4,50) .177



Due to technical progress, all designs, specifications and components are subject to change without notice.

WWW.SAMTEC.COM