

REVISION - 04/06/98 TS
REVISION A REVISED DCR 04/01/05 MP
REVISION B ADDED RoHS 12/02/05 MP

AUDIO COUPLING MINIATURE ENCAPSULATED TRANSFORMER DESIGNED TO OPERATE 50mW MAX IN PRIMARY AND REFLECT A PRIMARY SOURCE IMPEDANCE OF APPROXIMATELY 1KΩCT WITH 1KΩCT LOAD ON SECONDARY.

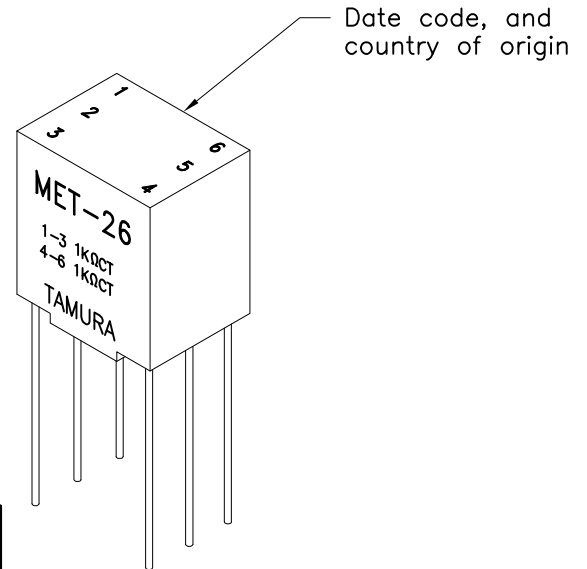
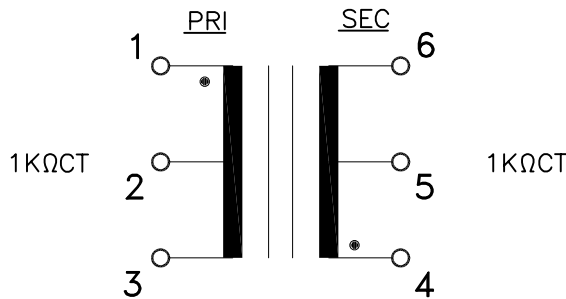
A. Electrical Specifications (@ 20° C)

- Pri Source Impedance; 1KΩCT
- Sec Load Impedance; 1KΩCT
- Pri DC Current; 3.0mA MAX
- Operating Level; 50mW MAX @ 300Hz
- Frequency Response (relative to 1KHz); ±2.0dB, @ 300Hz to 100KHz
- Longitudinal Balance; 60dB MIN @ 1KHz
- DC Resistance;
 - (1-3) 95 Ω ±20%
 - (4-6) 110Ω ±20%
- Turns Ratio; (1-3) : (4-6) = 1.0 : 1 ±2%
- Dielectric Strength;
 - 500 Vrms 0.5 minute @ Pri - Sec

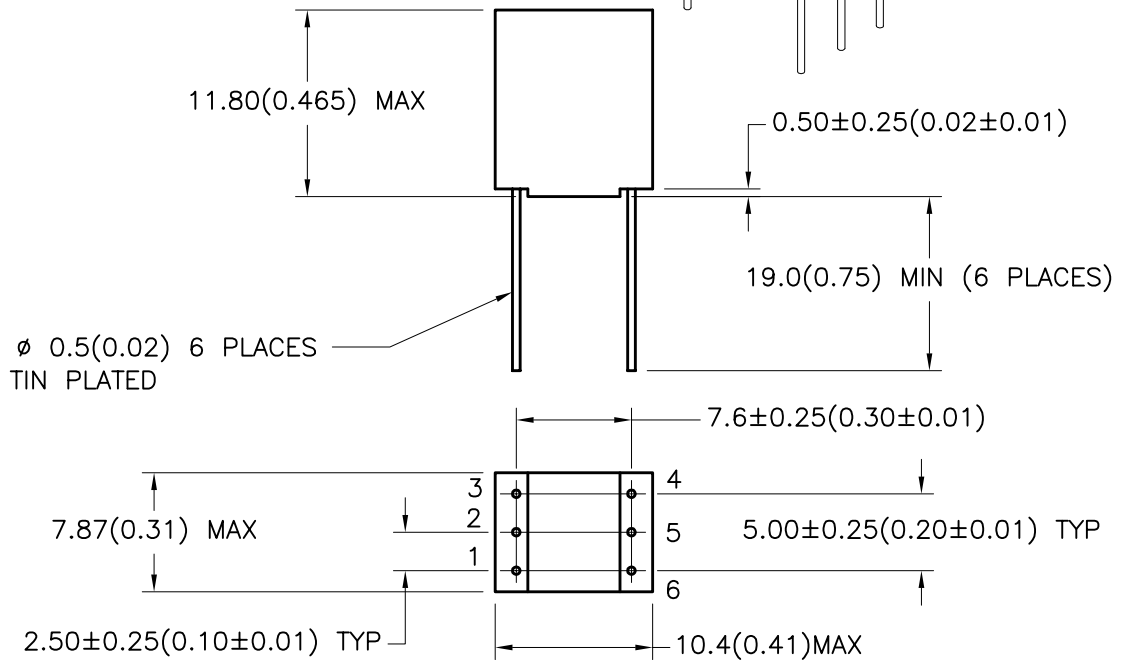


B. Marking; MET-26, TAMURA, Primary and Secondary Impedance, date code and country of origin

C. Schematic Diagram



D. Mechanical Specifications



TOLERANCES (mm)	
≤ 4	± 0.2
4 ≤ 20	± 0.3
20 ≤ 50	± 0.4

PREPARED BY:

K. BRENNAN

ENGINEER: M. PITCHAI	DWG CONTROL NO. P-A1-12009 ACAD\MET\A1120091.DWG	REV B	AUDIO COUPLING MINIATURE ENCAPSULATED TRANSFORMER	MET-26 MODEL SPECIFICATION
QUALITY CONTROL: T. CLEM	CONTENTS OF THIS DRAWING ARE SUBJECT TO CHANGE WITHOUT PRIOR NOTICE TAMURA CORPORATION OF AMERICA 43352 BUSINESS PARK DRIVE, TEMECULA, CA. 92590-6624 (951) 699-1270 FAX 9516769482			DIM: mm(In) SCL: 2/1 SH: 1 OF 1
APPROVED: Y. SEKIGUCHI	PROPRIETARY NOTICE: THIS DRAWING PRINT OR DOCUMENT AND SUBJECT MATTER DISCLOSED HEREIN ARE PROPRIETARY ITEMS TO WHICH TAMURA RETAINS THE EXCLUSIVE RIGHT OF DISSEMINATION, REPRODUCTION, MANUFACTURE AND SALE. THIS DRAWING, PRINT OR DOCUMENT IS SUBMITTED IN CONFIDENCE FOR CONSIDERATION BY THE RECIPIENT ALONE UNLESS PERMISSION FOR FURTHER DISCLOSURE IS EXPRESSLY GRANTED IN WRITING.			