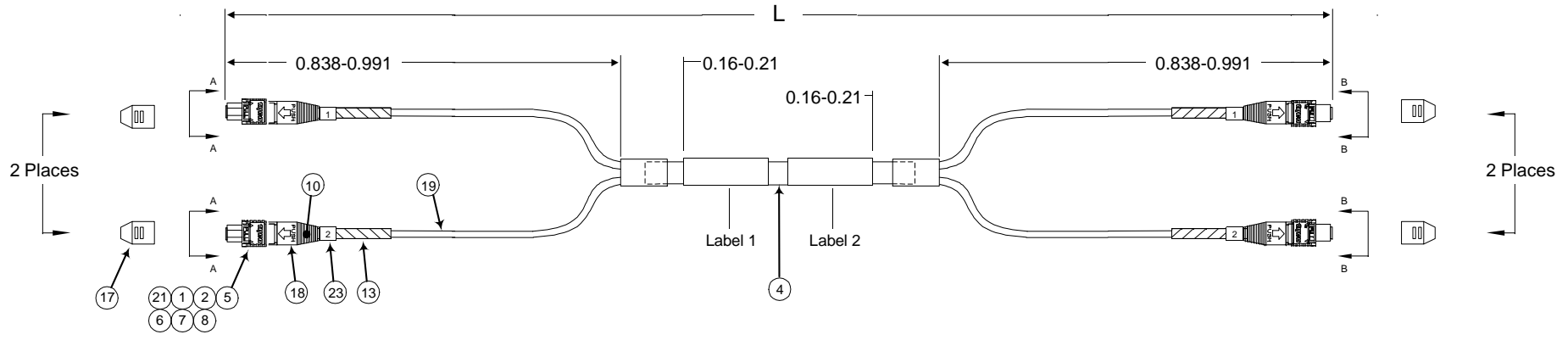


THIS DRAWING IS A CONTROLLED DOCUMENT: 87.8161

USED ON



**Left Side**  
 Connector(s): MPO SECURE (No Pins)  
 Mode: MM  
 Housing Color: Orange  
 Geom. Spec: N/A

**Right Side**  
 Connector(s): MPO SECURE (No Pins)  
 Mode: MM  
 Housing Color: Orange  
 Geom. Spec: N/A

- Notes:**
- 1 OM3 assemblies tested at 850nm, all other multimode tested at 1300nm
  - 2 A copy of test data will be placed inside or with the unit package.
  - 3 Label 2 will not be present on any cable assembly less than 5 meters long.
  - 4 The cable meets or exceeds the requirements of GR-409-CORE for both RISER and PLENUM applications.
  - 5 The cable meets or exceeds the UL requirements for both RISER and PLENUM applications.

THIS INFORMATION IS CONFIDENTIAL AND PROPRIETARY TO TYCO ELECTRONICS, INC. IT IS TO BE USED ONLY BY THE PERSONNEL AND FOR THE PURPOSES SPECIFIED. IT IS NOT TO BE DISCLOSED TO ANY OTHER PERSON OR ENTITY WITHOUT THE WRITTEN AUTHORIZATION OF TYCO ELECTRONICS CORPORATION, HARRISBURG, PENNSYLVANIA.

LOC  
 CE  
 DIST  
 16

A	Rev Per	EC#	RELEASE	7/18/2010	-	DK	
P	LTR	REVISION RECORD	DATE	DIN	APVD		

DIMENSIONS:  
 meters

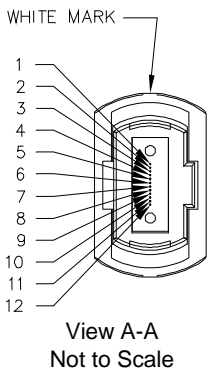
TOLEANCES UNLESS OTHERWISE SPECIFIED:

0	PLC	±	-
1	PLC	±	-
2	PLC	±	-
3	PLC	±	-
4	PLC	±	-

Restricted To:  
 v

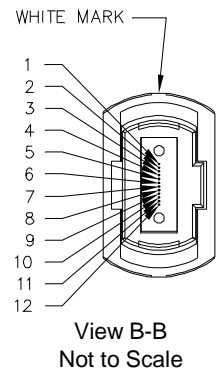
DIN	Cable Assy Configurator	MATERIAL	-	HEAT TREAT	-
CHK	Doug Kirsch	Tyco Electronics, Inc. Harrisburg, PA 17105-3608			
APVD	Doug Kirsch				
NAME	FO C/A - 24 fiber, XG - 50/125, OFNR-OFNP, MPO SECURE (No Pins) to MPO SECURE (No Pins)				
SCALE	NTS	SIZE	A2	DRAWING NO	C- 1918775
SHEET	1 of 4	REV	A		

THIS DRAWING IS A CONTROLLED DOCUMENT.

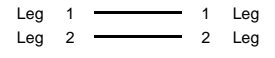


### Pairs Flipped

A-A Fiber Color	Connector Position #	B-B Fiber Color
Blue	1	Orange
Orange	2	Blue
Green	3	Brown
Brown	4	Green
Slate	5	White
White	6	Slate
Red	7	Black
Black	8	Red
Yellow	9	Violet
Violet	10	Yellow
Rose	11	Aqua
Aqua	12	Rose



### Lightray Connector Fiber Path



THIS INFORMATION IS CONFIDENTIAL AND PROPRIETARY TO TYCO ELECTRONICS, INC. IT IS NOT TO BE DISCLOSED TO ANYONE OTHER THAN TYCO ELECTRONICS PERSONNEL, WITHOUT WRITTEN AUTHORIZATION FROM TYCO ELECTRONICS CORPORATION, HARRISBURG, PENNSYLVANIA.

LOC  
CE  
DIST  
16

A	Rev Per	EC#	RELEASE	7/18/2010	-	DK	
P	LTR		REVISION RECORD	DATE	DN	APVD	

DIMENSIONS: meters

RESTRICTED TO:  $\sqrt{\quad}$

TOLEANCES UNLESS OTHERWISE SPECIFIED:

0 PLC	± .
1 PLC	± .
2 PLC	± .
3 PLC	± .
4 PLC	± .

DM	Cable Assy Configurator	MATERIAL	-	HEAT TREAT	-
CHK	Doug Kirsch	Tyco Electronics, Inc. Harrisburg, PA 17105-3608			
APVD	Doug Kirsch				
NAME: FO C/A - 24 fiber, XG - 50/125, OFNR-OFNP, MPO SECURE (No Pins) to MPO SECURE (No Pins)					
SCALE	NTS	SIZE	A2	DRAWING NO	C-1918775
SHEET	2 of 4	REV	A		

A  
B  
C  
D

USED ON

Part #	L (meters)	L (feet)	MPO SECURE (No Pins), Orange		MPO SECURE (No Pins), Orange	
			IL (dB)	RL (dB)	IL (dB)	RL (dB)
0-1918775-1	3.048 - 3.353	10.00 - 11.00	0.75	-	0.75	-
0-1918775-2	6.096 - 6.706	20.00 - 22.00	0.76	-	0.76	-
0-1918775-3	9.144 - 9.754	30.00 - 32.00	0.76	-	0.76	-
0-1918775-4	12.192 - 12.802	40.00 - 42.00	0.77	-	0.77	-
0-1918775-5	15.240 - 15.850	50.00 - 52.00	0.77	-	0.77	-
0-1918775-6	18.288 - 18.898	60.00 - 62.00	0.78	-	0.78	-
0-1918775-7	21.336 - 21.946	70.00 - 72.00	0.78	-	0.78	-
0-1918775-8	24.384 - 24.994	80.00 - 82.00	0.79	-	0.79	-
0-1918775-9	27.432 - 28.042	90.00 - 92.00	0.79	-	0.79	-
1-1918775-0	30.480 - 31.394	100.00 - 103.00	0.8	-	0.8	-
1-1918775-1	33.528 - 34.442	110.00 - 113.00	0.8	-	0.8	-
1-1918775-2	36.576 - 37.490	120.00 - 123.00	0.8	-	0.8	-
1-1918775-3	39.624 - 40.538	130.00 - 133.00	0.81	-	0.81	-
1-1918775-4	42.672 - 43.586	140.00 - 143.00	0.81	-	0.81	-
1-1918775-5	45.720 - 46.634	150.00 - 153.00	0.82	-	0.82	-
1-1918775-6	48.768 - 49.682	160.00 - 163.00	0.82	-	0.82	-
1-1918775-7	51.816 - 52.730	170.00 - 173.00	0.83	-	0.83	-
1-1918775-8	54.864 - 55.778	180.00 - 183.00	0.83	-	0.83	-
1-1918775-9	57.912 - 58.826	190.00 - 193.00	0.84	-	0.84	-
2-1918775-0	60.960 - 62.179	200.00 - 204.00	0.84	-	0.84	-
2-1918775-5	76.200 - 77.419	250.00 - 254.00	0.86	-	0.86	-
3-1918775-0	91.440 - 93.269	300.00 - 306.00	0.89	-	0.89	-

Qty	U of M	Description	Item No.
0.167	piece	Label, 1 & 2	23
3	piece	Trace Label	22
4	piece	Ferrule, MT, MM, 12 Fiber	21
0.2	RL	Electrical Tape	20
4.06	meters	Oval Tube, Aqua	19
4	piece	Boot, MPO - Orange	18
4	piece	Dust Cover	17
1	piece	Braided Sleeve	16
1	piece	Caution Label	15
1	piece	Pulling Sock	14
4	piece	Spirap 5.5"	13
1	piece	Heat Shrink Tubing	12
0.5	piece	Foam Cap	11
4	piece	Construction tape	10
2	piece	Heat Shrink Tubing	9
4	piece	Crimp Ring	8
4	piece	Spring Retainer	7
4	piece	Spring	6
4	piece	Connector Housing	5
AR	meter	24 Fiber, XG-50/125, 7.8mm, CLT, Aqua, OFNR/OFNP	4
2	piece	VACUUM HOSE, SPIRAFLEX 1 FOOT	3
4	piece	Pin Holder w/out Pins	2
4	piece	Mini boot, 12 fiber	1

THIS DRAWING IS A CONTROLLED DOCUMENT.

THIS INFORMATION IS CONFIDENTIAL AND PROPRIETARY TO TYCO ELECTRONICS CORPORATION. IT IS NOT TO BE DISCLOSED TO ANYONE OTHER THAN TYCO ELECTRONICS PERSONNEL, WITHOUT WRITTEN AUTHORIZATION FROM TYCO ELECTRONICS CORPORATION, HARRISBURG, PENNSYLVANIA.

LOC  
CE  
DIST  
16

A	Rev Per	EC#	RELEASE	7/18/2010	-	DK	
P	LTR		REVISION RECORD	DATE	DN	APVD	

DIMENSIONS: meters

RESTRICTED TO:

0 PLC ± -  
1 PLC ± -  
2 PLC ± -  
3 PLC ± -  
4 PLC ± -

TOLEANCES UNLESS OTHERWISE SPECIFIED:

DIN	Cable Assy Configurator	MATERIAL	-	HEAT TREAT	-
CHK	Doug Kirsch				
APVD	Doug Kirsch				
NAME: FO C/A - 24 fiber, XG - 50/125, OFNR-OFNP, MPO SECURE (No Pins) to MPO SECURE (No Pins)					
SCALE	NTS	SIZE	A2	DRAWING NO	C- 1918775
SHEET	3 of 4	REV	A		

8 7 6 5 4 3 2 1

**Label 1**

Per specification 107-1645-1



Trace # - Bar Code  
Trace # - Human Readable  
Part Number  
Country of Origin

This label is used on all lengths on this drawing.

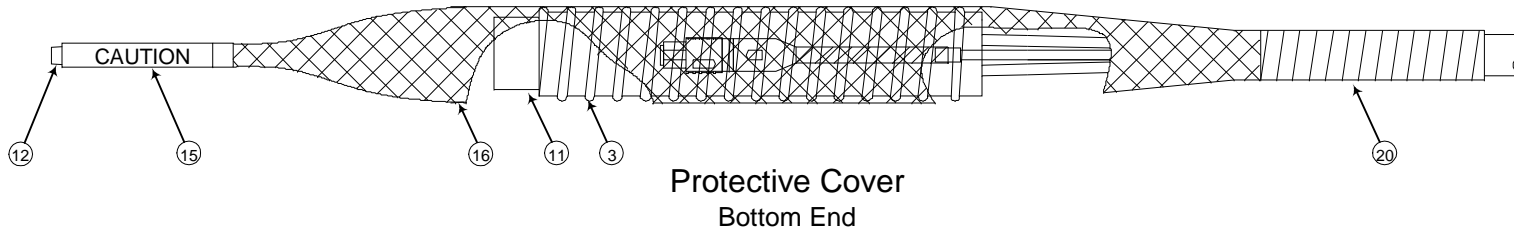
**Label 2**

Per specification 107-1645-1

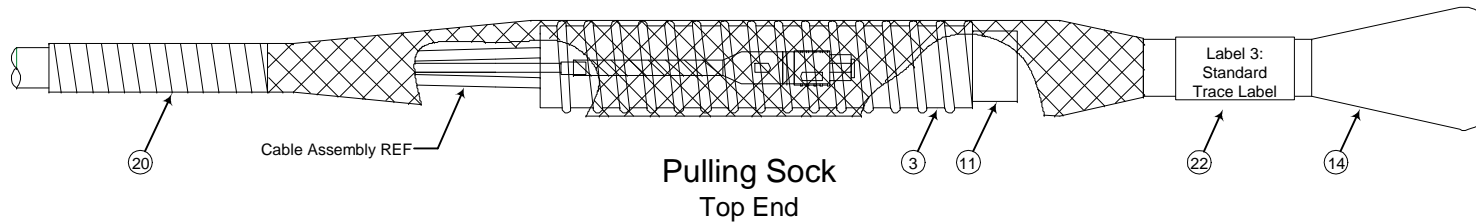


Trace # - Bar Code  
Trace # - Human Readable  
Part Number  
Country of Origin

This label is used on all lengths on this drawing.



Protective Cover  
Bottom End



Pulling Sock  
Top End

THIS INFORMATION IS CONFIDENTIAL AND PROPRIETARY TO TYCO ELECTRONICS, INC. IT IS TO BE USED ONLY BY THE PERSONNEL OF TYCO ELECTRONICS PERSONNEL, WITHOUT WRITTEN AUTHORIZATION FROM TYCO ELECTRONICS CORPORATION, HARRISBURG, PENNSYLVANIA.

LOC  
CE  
DIST  
16

A	Rev Per EC#	RELEASE	7/18/2010	-	DK		
P	LTR	REVISION RECORD	DATE	DN	APVD		

DIMENSIONS: meters	TOLERANCES UNLESS OTHERWISE SPECIFIED:
Ø	0 PLC ± .
□	2 PLC ± .
□	3 PLC ± .
□	4 PLC ± .
□	5 PLC ± .

Restricted To:

DM	Cable Assy Configurator	MATERIAL	-	HEAT TREAT	-
CHK	Doug Kirsch	Tyco Electronics, Inc. Harrisburg, PA 17105-3608			
APVD	Doug Kirsch				
NAME	FO C/A - 24 fiber, XG - 50/125, OFNR-OFNP, MPO SECURE (No Pins) to MPO SECURE (No Pins)				
SCALE	NTS	SIZE	A2	DRAWING NO	C- 1918775
SHEET	4 of 4	REV	A		